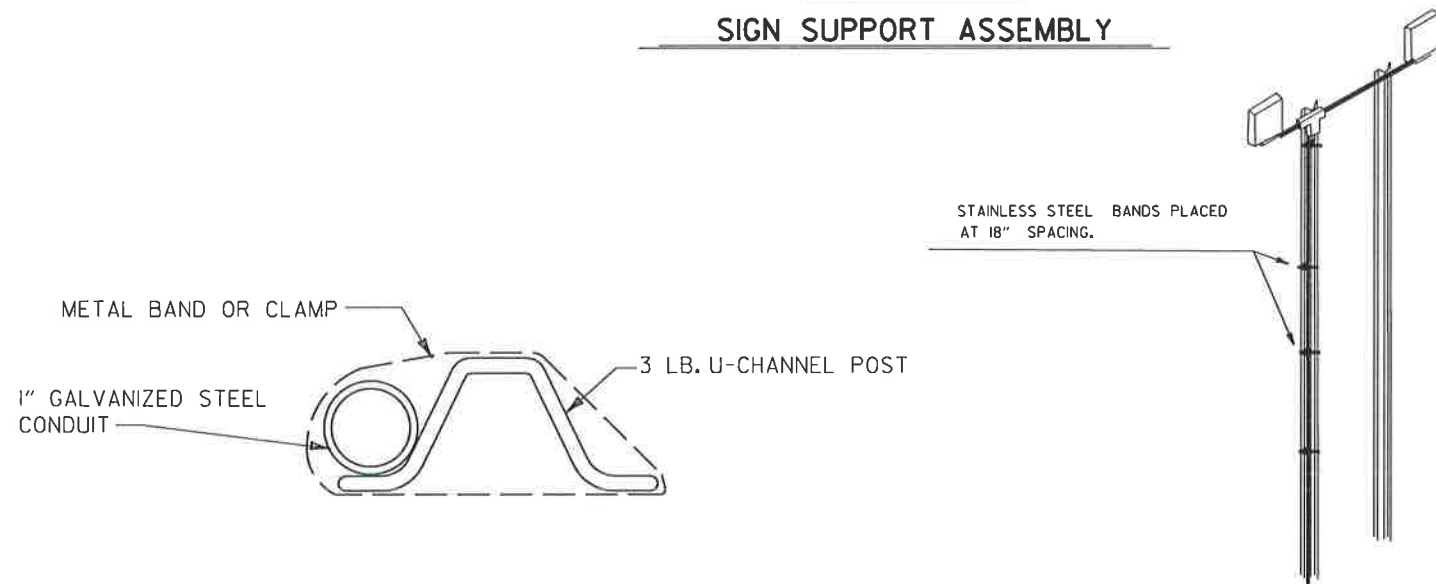
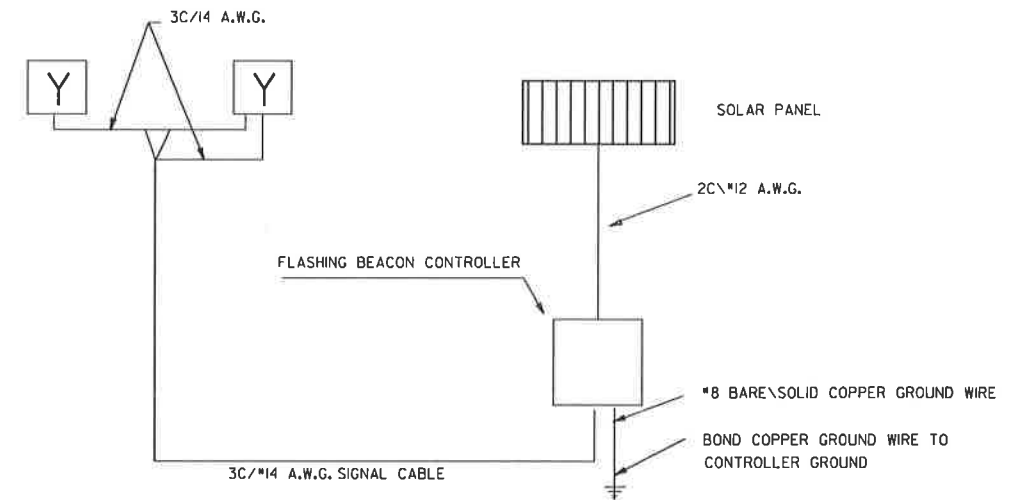


**DETAIL OF
SIGN SUPPORT ASSEMBLY**



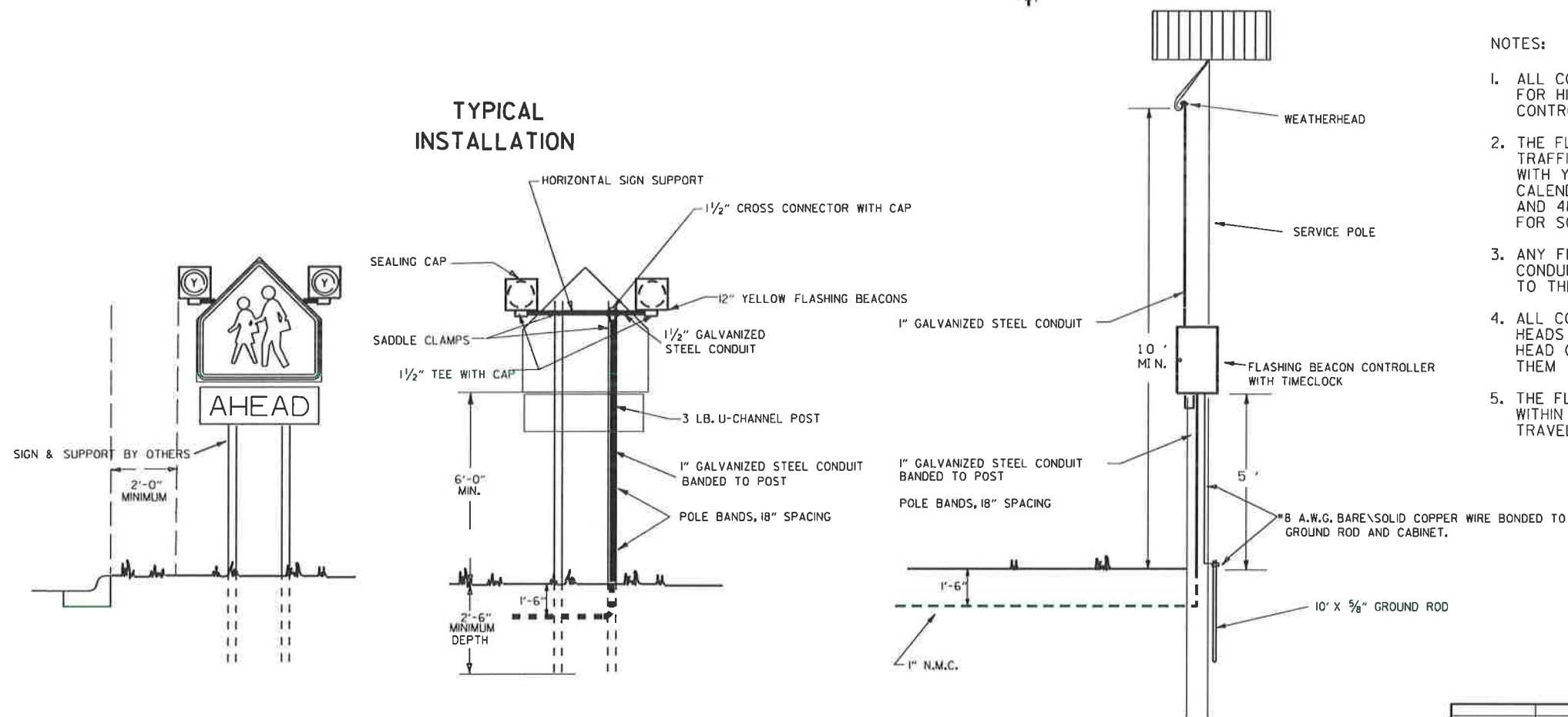
WIRING DIAGRAM



NOTES:

1. ALL CONSTRUCTION SHALL CONFORM TO THE STANDARD SPECIFICATIONS FOR HIGHWAY CONSTRUCTION (CURRENT EDITION), DIVISION 700, TRAFFIC CONTROL FACILITIES.
2. THE FLASHING BEACON ASSEMBLY SHALL INCLUDE LIGHTING SUPPRESSORS, TRAFFIC SIGNAL CABLE, TWO 12" TRAFFIC SIGNAL HEADS (1 SEC., 1 WAY) WITH YELLOW LENSES, FLASHING BEACON CONTROLLER AND A SOLID STATE CALENDAR DATE TIME CLOCK WITH DAYLIGHT SAVINGS TIME PROGRAMMING AND 48 HOUR POWER FAIL PROTECTION, DATE TIME CLOCK REQUIRED ONLY FOR SCHOOL ZONES. SIGNAL HEADS SHALL BE WIRED TO FLASH ALTERNATELY.
3. ANY FITTINGS, BANDS, GROUND ROD OR ACCESSORIES NECESSARY TO MOUNT CONDUIT AND FLASHING BEACON CONTROLLER SHALL BE CONSIDERED SUBSIDIARY TO THE ITEM FOR FLASHING BEACON CONTROLLER.
4. ALL COUPLINGS, TEES, CLAMPS AND HARDWARE NECESSARY TO MOUNT SIGNAL HEADS SHALL BE CONSIDERED SUBSIDIARY TO THE ITEM FOR TRAFFIC SIGNAL HEAD (1 SEC., 1 WAY). THE CONTRACTOR SHALL REMOVE SIGNS AND RE-INSTALL THEM AFTER FLASHING BEACONS ARE INSTALLED.
5. THE FLASHING BEACON CONTROLLER AND SOLAR PANEL SHOULD BE LOCATED WITHIN THE HIGHWAY RIGHT-OF-WAY BUT AS FAR AWAY FROM THE VEHICLE TRAVEL WAY AS POSSIBLE TO AVOID VEHICLE IMPACTS.

**TYPICAL
INSTALLATION**



		ARKANSAS STATE HIGHWAY COMMISSION	
		SOLAR POWERED FLASHING BEACON INSTALLATION FOR SCHOOL ZONE SIGNING	
11-16-17	REVISED NOTES		
02-27-04	REVISED NOTE 1		
09-12-13	ISSUED AS STANDARD DRAWING		
04-17-08	MINOR REVISIONS		
08-19-03	ISSUED		
DATE	REVISION	FILED	
		STANDARD DRAWING SD-15	