FED. ROAD DIST. NO.	STATE	FED. AID PROJ. NO.	FISCAL YEAR	SHEET NO.	TOTAL SHEETS

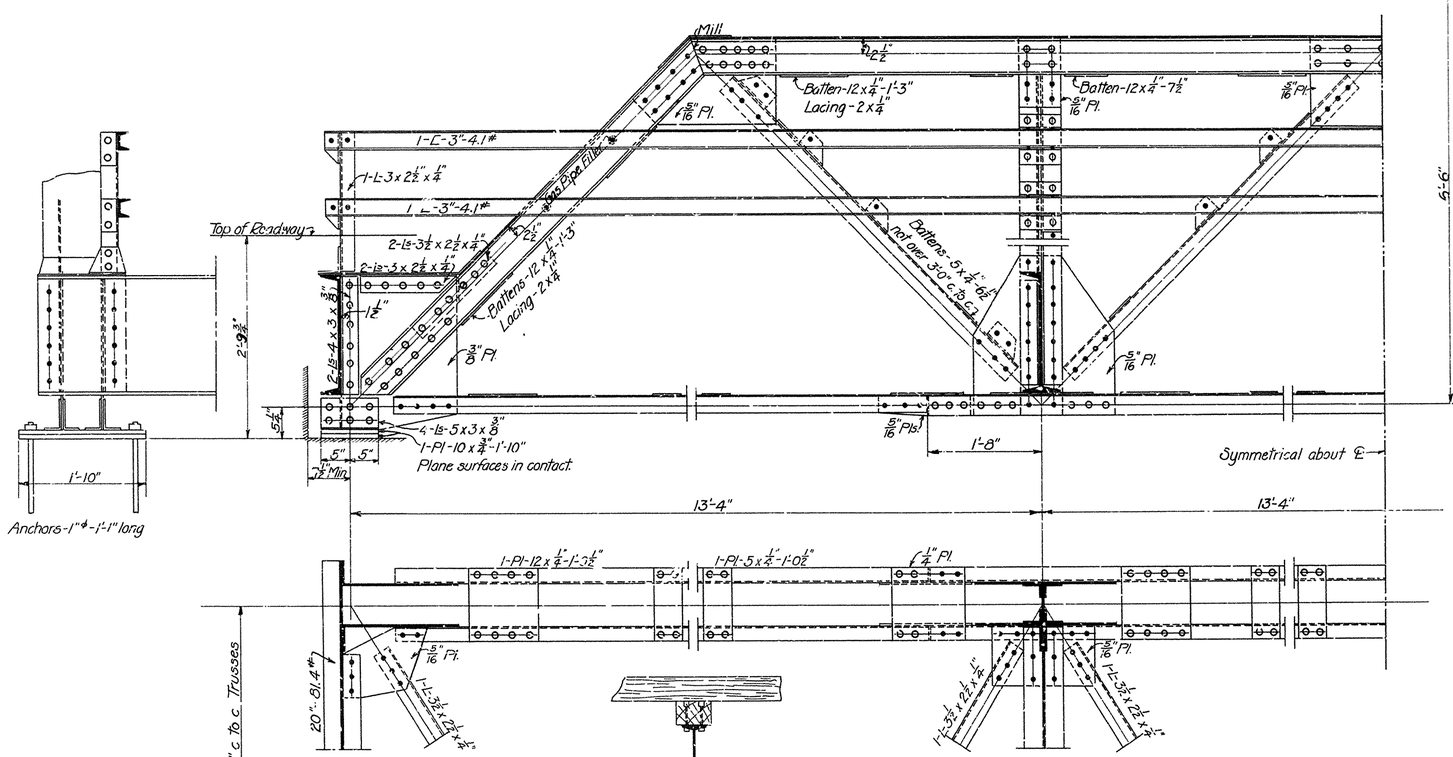

DETAIL OF SUPPORT FOR LATERALS.

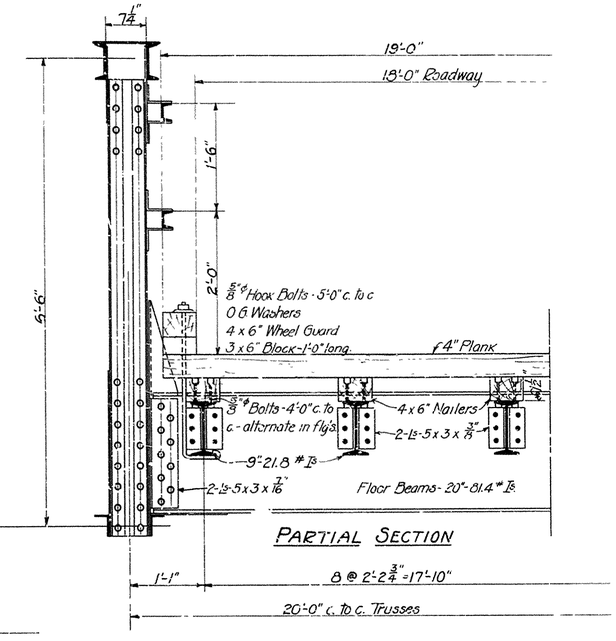

PARTIAL SECTION

SPECIFICATIONS

Live Load:- Uniform.- 80 lbs per square foot of roadway
Concentrated:- Two-15-Ton Trucks as shown below

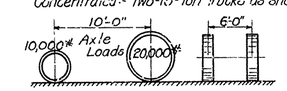

Impact:- 30% of live load.
Unit Stresses:- See Arkansas Highway Department Specifications.
Rivets:- 3/4" diam. except in flanges of channels.
Open Holes:- 13/16" diam
All field connections riveted. Rivet holes in tension members are to be so spaced that not more than one hole is deducted from area of cross-section of each angle at point of maximum stress
Shop Paint:- One coat red lead and boiled linseed oil.
Field Paint:- Two coats of different colors as approved by the engineer
Batten plates spaced not over 3'-0" c. to c.
Estimated weight of steel = 24,617#.
Lumber = 4,130 Ft. B. M.

STRINGERS

D.L.M. = 1/8 x 70 x 13.33² = 1,560'#
L.L.M. = 1/4 x 5570 x 13.33 = 18,540
Impact 30% = 5,562
Total = 25,662'#

25,662 x 12 / 16,000 = 19.3 = Sec. Mod. Req'd.
Use 9"-21.8# Is - Sec. Mod. = 18.9.

FLOOR BEAMS

D.L.M. = 1/8 x 630 x 20² = 31,500'#
L.L.M. = 8.5 x 22,500 - 6 x 11,250 = 124,100
Impact 30% = 37,230
Total = 192,830'#

192,830 x 12 / 16,000 = 145.0 = Sec. Mod. Req'd.
Use 20"-81.4# Is - Sec. Mod. = 146.6

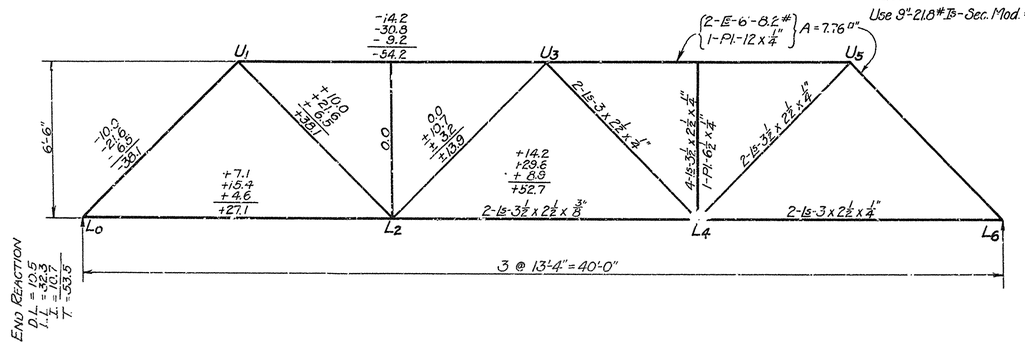

END REACTION
D.L. = 10.5
L.L. = 32.3
I. = 10.7
T. = 53.5

NOTE:- This drawing is general only. Shop drawings must be made in compliance with specifications and must be submitted and approved before fabrication begins.

DESIGNED	N.B.G.
TRACED	E.H.F.
CHECKED	
REVISIONS	

STANDARD PLAN

40-FT. STEEL HIGHWAY BRIDGE
18' ROADWAY

ARKANSAS HIGHWAY DEPARTMENT
LITTLE ROCK, ARK.

Approved:- _____
Commissioner State Lands, Highways & Improvements.

By:- _____
State Highway Engineer
Nov., 1922.

STATE STANDARD No. F-404-A.

K-8