FEDERAL AID PROJ. NO.	STATE	FED. AID PROJECT NO.	FISCAL YEAR	SHEET NO.	TOTAL SHEETS
8	ARK.				

FISCAL YEAR		SHEET NO.	TOTAL SHEETS

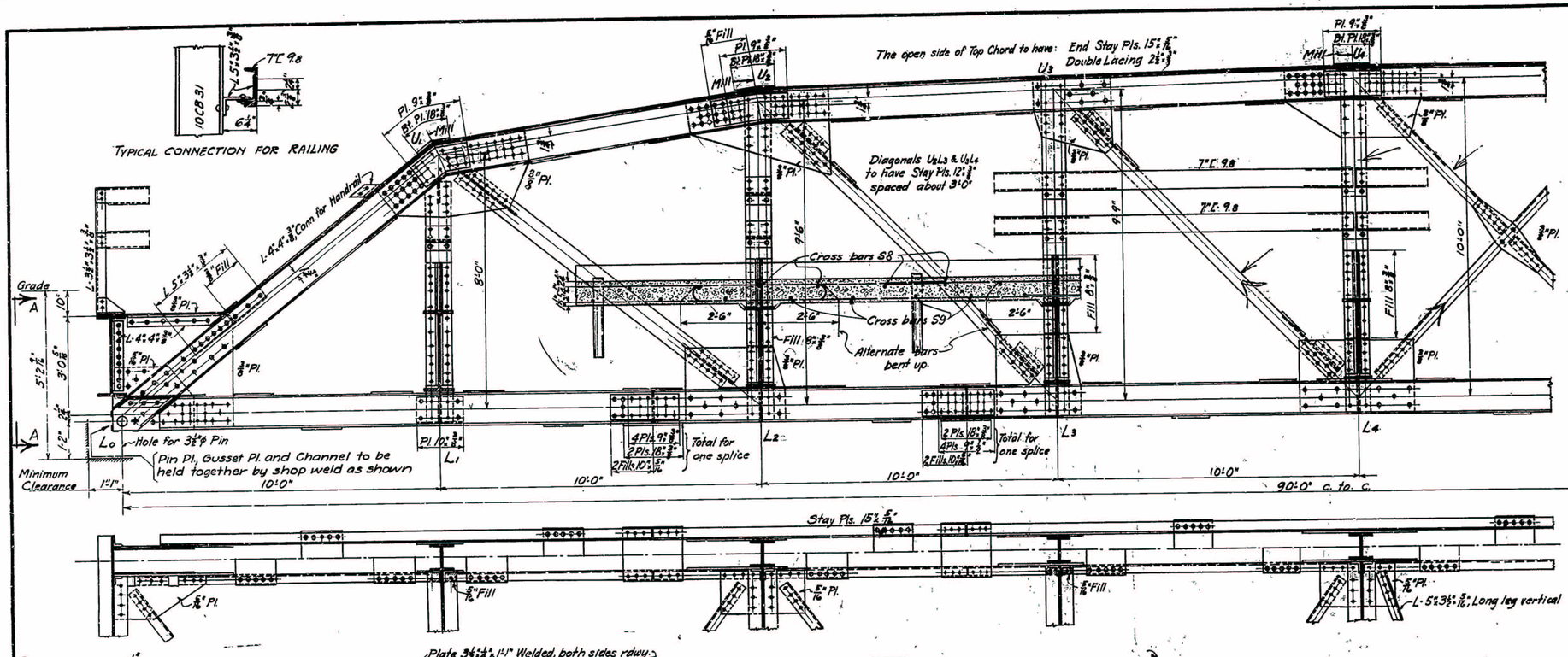

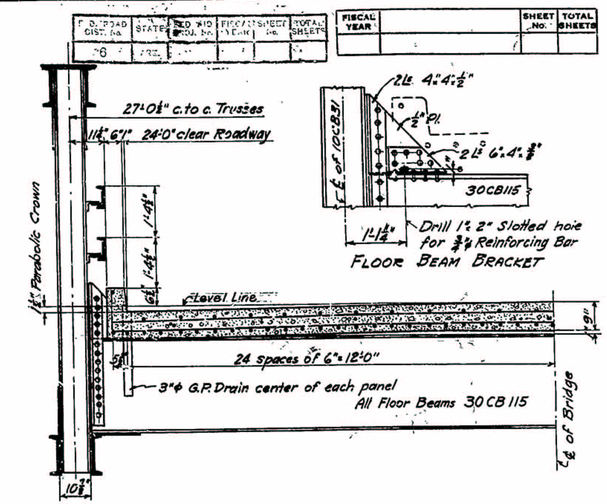

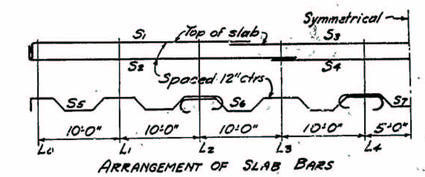

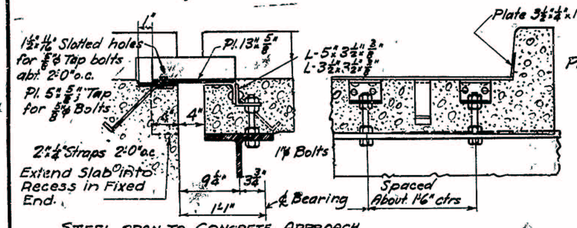

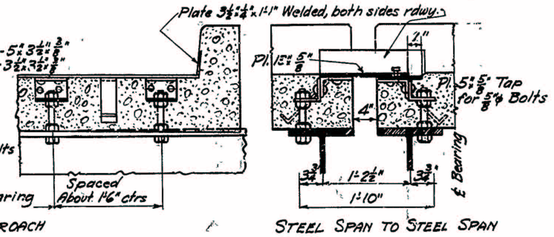

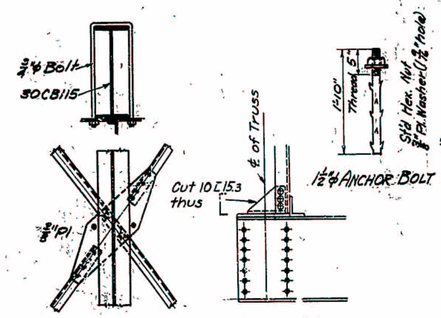

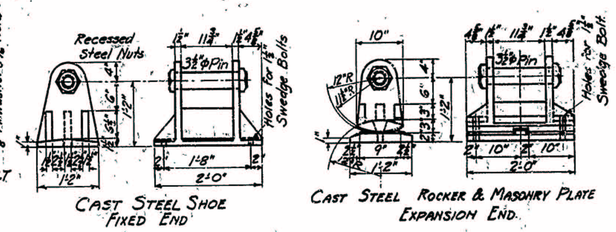

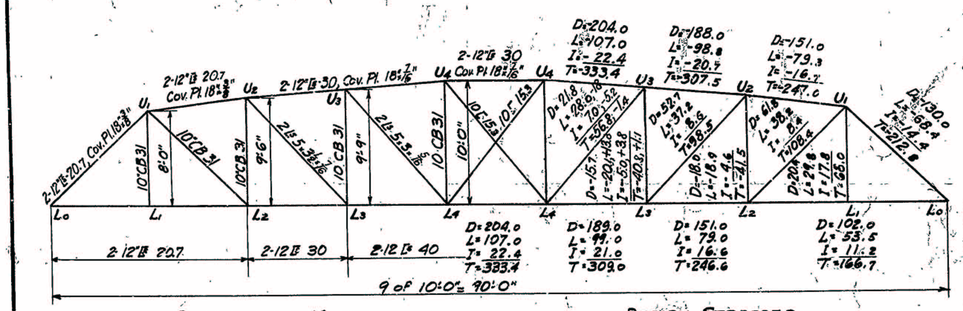

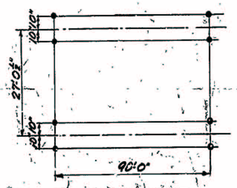

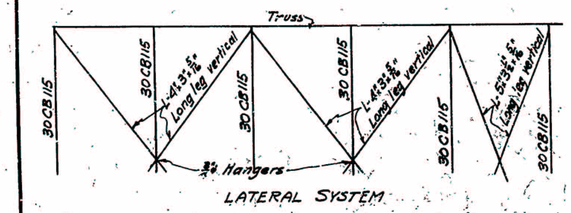

FLOOR BEAM DATA

Dead Load Moment	1,391,000 in. lbs.
Live Load Moment	2,556,000 in. lbs.
Impact 30%	767,000 in. lbs.
Total Moment	4,714,000 in. lbs.

Required Section modulus 4,714 ÷ 16 = 294 in.³
Section Modulus of 30 CB 115 is 332 in.³

NOTES

Rivets ¾": Open holes 13/16".
All holes in truss connections to be sub-punched 9/16" and reamed to size while truss is assembled; this applies to field as well as shop rivets.
Floor beam connections to be sub-punched 9/16" and reamed to a metal templet.
All field connections shall be riveted.
Shop paint: After being completely assembled and shop work finished all pieces shall be given one coat of red lead and raw linseed oil before shipment.
Field paint: Apply two coats of different colors as specified by the engineer.
Floor slab: Concrete to be Class "S". One inch has been added for wear.
All floor beams to be milled to exact length after framing angles have been riveted.
Shapes of equal or greater strength may be substituted for the shapes shown, but payment will be made in accordance with sizes given on this plan.
This drawing shows general features of design only.
Shop drawings shall be made in compliance with specifications, submitted and approved before fabrication is begun.
Specifications: Arkansas Standard Road & Bridge Specifications, adopted May 30, 1925 & Revised.

UNIT STRESSES

Concrete	750 # per sq. in.
Reinforcing Steel	16,000 # per sq. in.
Structural Steel	16,000 # per sq. in.

Revised Jan. Check Correction
Aug. 26, 1930 by

BRIDGE ENGINEER

SLAB REINFORCING (ONE SPAN)

MARK	NO.	SIZE	LENGTH	BENDING
S1	52	¾"φ	27'-4"	26'-11"
S2	52	¾"φ	32'-4"	31'-11"
S3	26	¾"φ	42'-6"	STRAIGHT
S4	26	¾"φ	32'-6"	STRAIGHT
S5	50	¾"φ	24'-7"	2'-8" 5" 5'-0" 5" 4'-1" 5" 5'-0" 5" 4'-1"
S6	50	¾"φ	26'-4"	4'-1" 5" 5'-0" 5" 4'-1" 5" 5'-0" 5" 4'-1"
S7	25	¾"φ	16'-0"	4'-1" 5" 5'-0" 5" 4'-1"
S8	46	¾"φ	24'-11"	STRAIGHT
S9	47	½"φ	27'-3"	24'-11"

ESTIMATED QUANTITIES

Structural Steel	87,500 lbs.
Reinforcing Steel -	13,625 "
Class "S" Concrete	664 cu. yd.
Cast Steel	1670 lbs.

Note: Structural Steel tonnage does not include weight of expansion device.

Reinforced Concrete Quantities are figured for Slab between outside edges of Floor Beams.

STANDARD 90'-0" LOW TRUSS SPAN

24'-0" CLEAR RDWY.

ARKANSAS STATE HIGHWAY COMMISSION
LITTLE ROCK, ARK.

Drawn By: A Date:
Traced By: Date:
Checked By: Date:

Scale: ½ in. = 1 in.

BRIDGE NO.

DRAWING NO. 2447